


Mice in a Maze[©] - Print & Play














Instructions

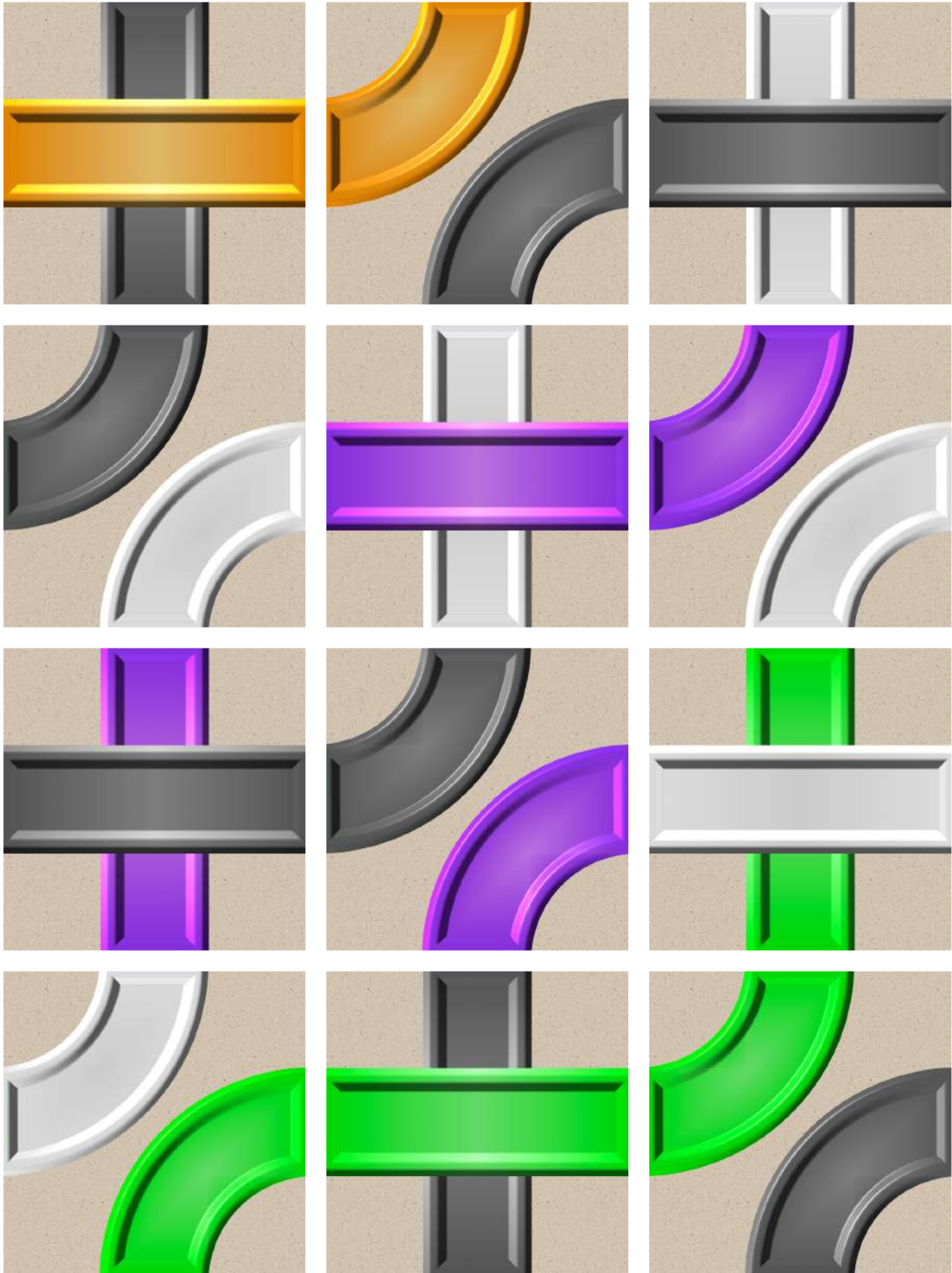
1. Print the following pages 2-8 single-sided on thick paper
2. Cut out the tiles with a sharp knife or scissors (12 per sheet)
3. Add suitable mice (1 of each color)
4. Add suitable cheeses (8) and marbles (8)
5. Download the rules from
<http://novasuecia.se/mice/files/Mice%20Rules.pdf>
6. Enjoy your game!

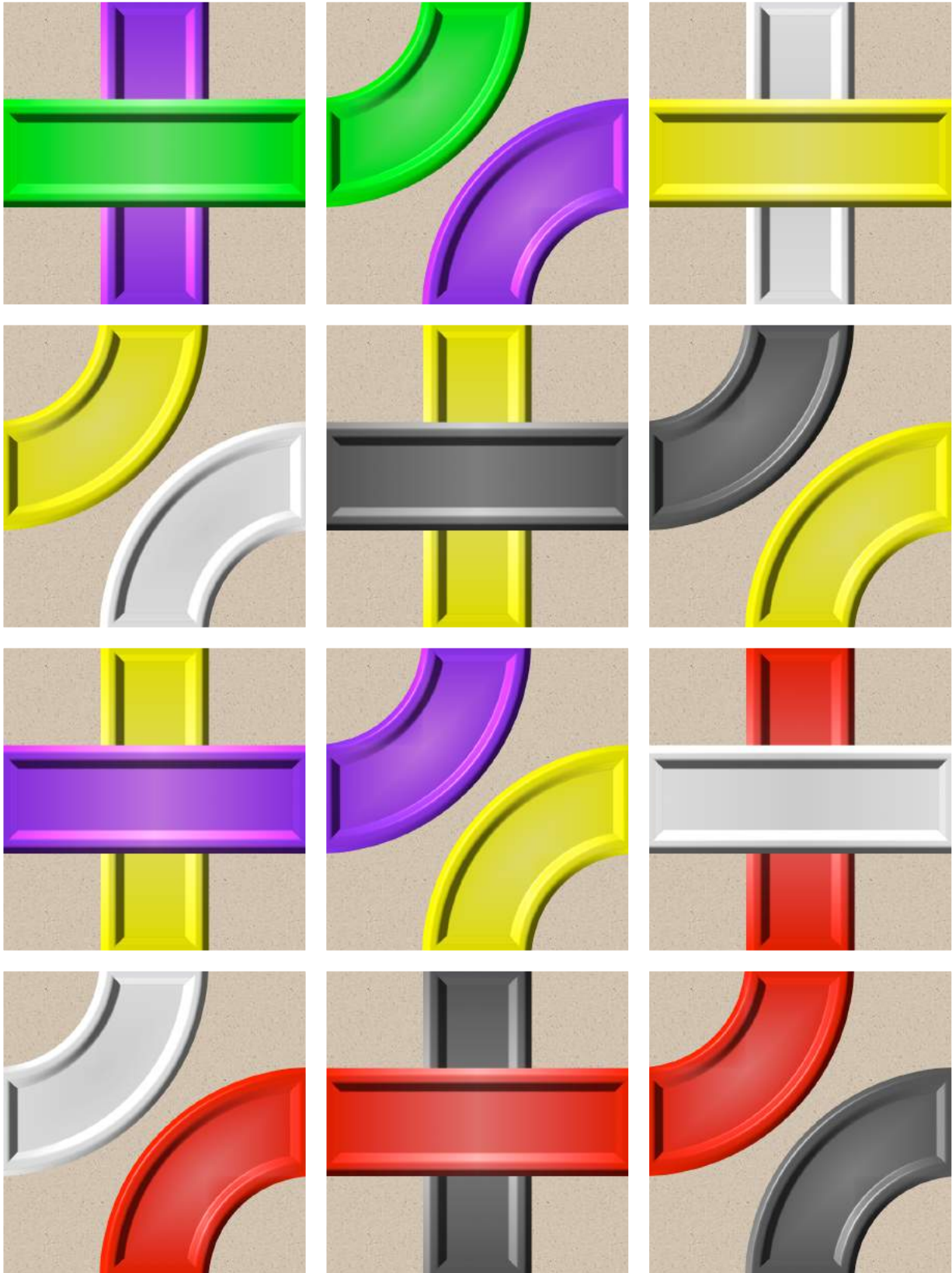
Mice in a Maze - Print & Play is free but we would appreciate feedback (both about what is good and what may be better) to info@novasuecia.se


A printed version is available at
<https://www.thegamecrafter.com/games/mice-in-a-maze>

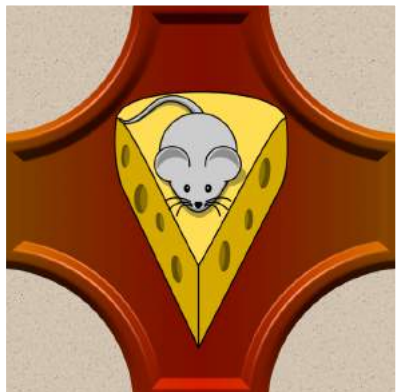


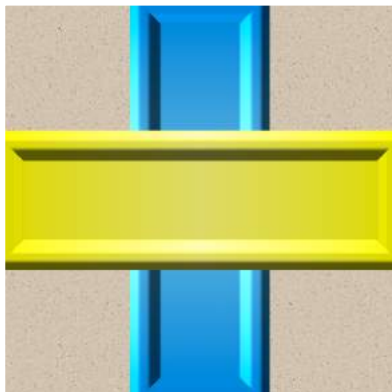


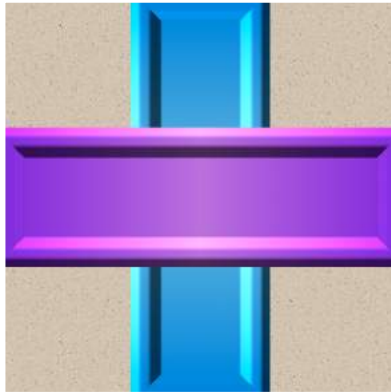













TURN ACTIONS

1. Move mouse: Move along your path. If outside maze, move to your Nest.
 - a) To Chamber: Stop, choose exit, take cheese.
 - b) To Nest: Stop, leave cheese.
 - c) Past/To Cheese: Take cheese.
 - d) Past Mouse: Take/leave cheese.
2. Replace maze tile along path.
 - a) Open: Tile on hand must be hidden.
 - b) Hidden: Tile on hand does not matter.
3. Move marble: Move along its path. If past mouse, return mouse to hand.



TURN ACTIONS

1. Move mouse: Move along your path. If outside maze, move to your Nest.
 - a) To Chamber: Stop, choose exit, take cheese.
 - b) To Nest: Stop, leave cheese.
 - c) Past/To Cheese: Take cheese.
 - d) Past Mouse: Take/leave cheese.
2. Replace maze tile along path.
 - a) Open: Tile on hand must be hidden.
 - b) Hidden: Tile on hand does not matter.
3. Move marble: Move along its path. If past mouse, return mouse to hand.

